
IKA Service-Manual

Heating bath / Heizbad HB 4 basic

No. 25200.00



IKA®

IKA – Werke GmbH & Co. KG
Janke & Kunkel-Str. 10
D - 79219 Staufen

Phone: 0049 (0)7633 831 139 / 202
Fax: 0049 (0) 7633 500 212
E-Mail: service@ika.de
Internet: www.ika.de

Type: **HB 4 basic IKA-Heizbad**Item No.: **2520000**

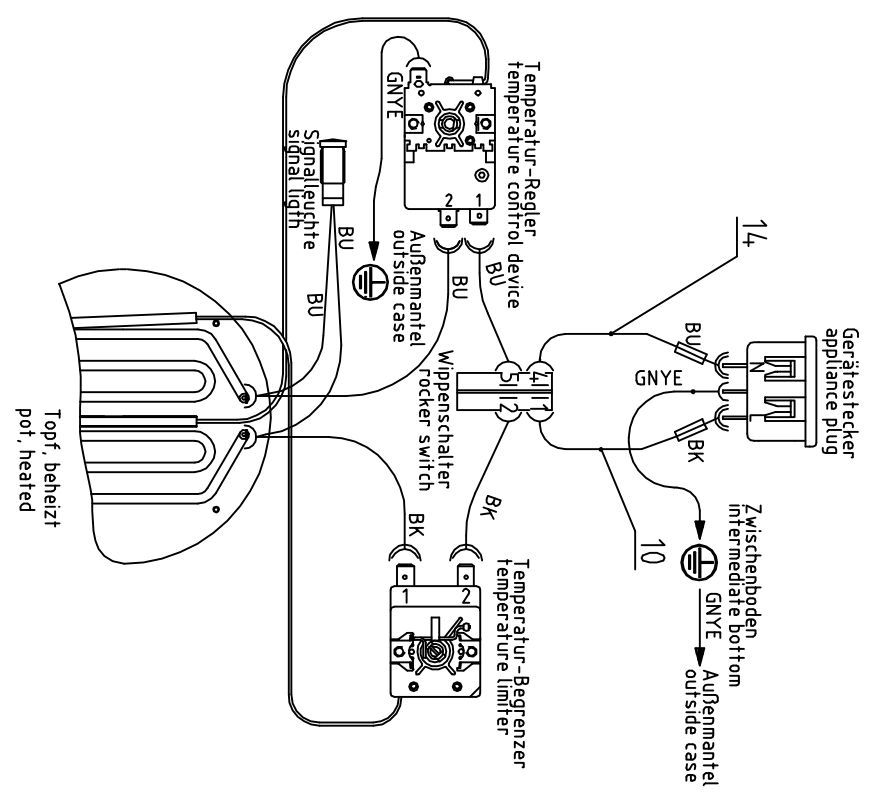
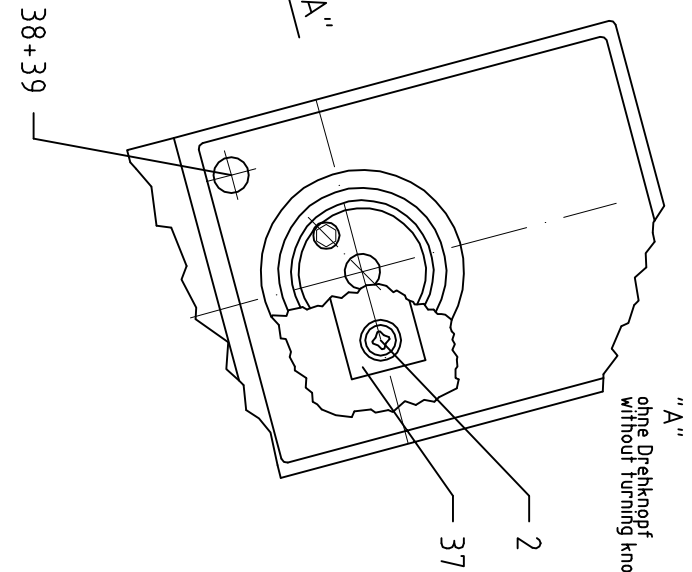
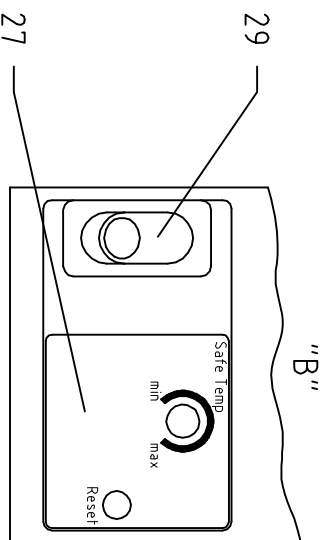
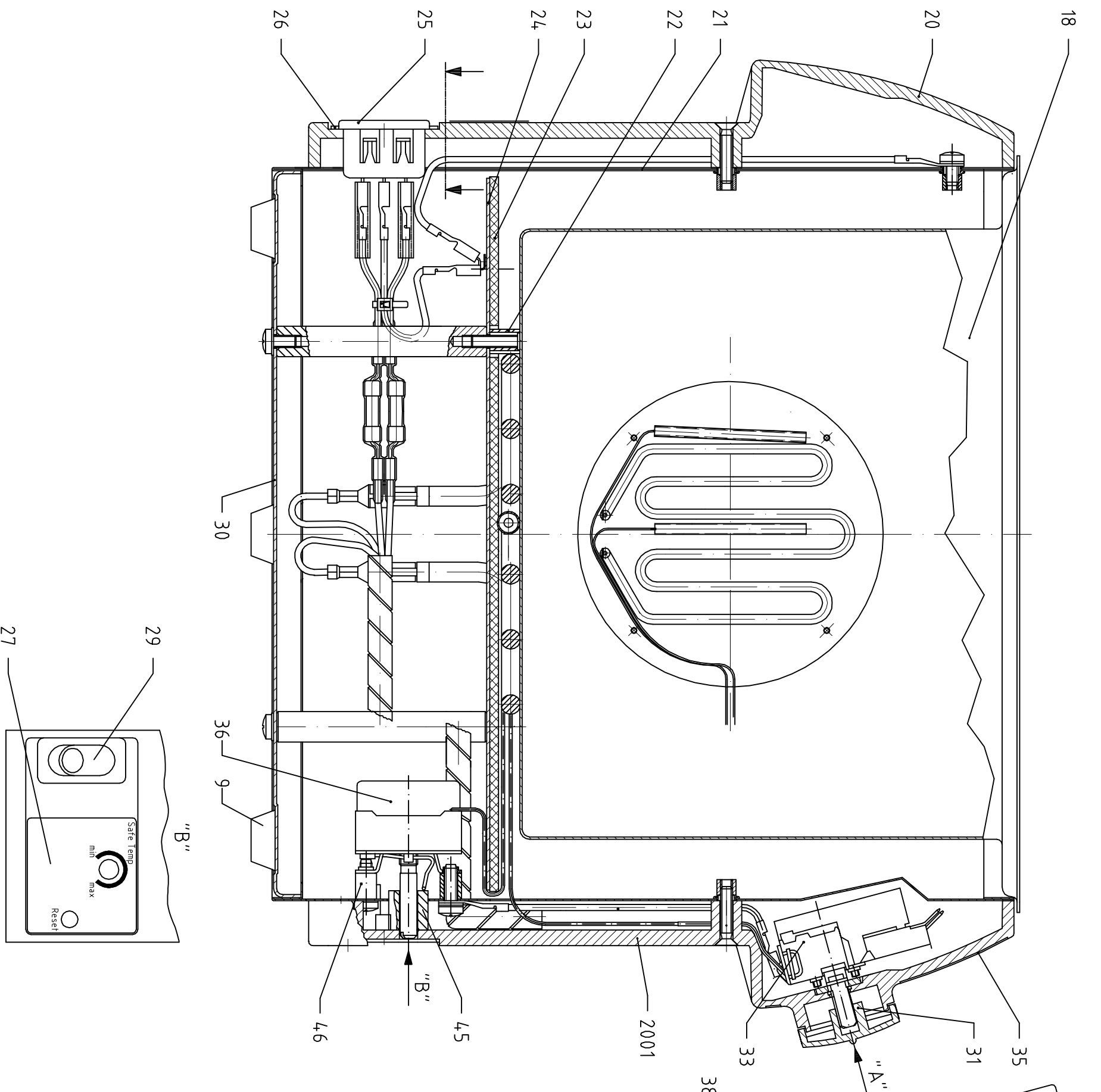
Voltage: 230V~ 50/60Hz 1000W

IKA® Service-Manual

Date: 14-SEPT-2007

SZ: 2520000SZ_I

Pos	Item No	Bezeichnung	Description	Technical data	Bemerkung	Remark
2	1435100	SENKSCHRAUBE	COUNTERSUNK HEAD SCREW	M 4,0x 6,0 4.8-A		
9	1162900	FUSS (PUFFER BUMPON)	FOOT (BUFFER BUMPON)	20,6x20,6x 7,6 gr		
10	2675200	LITZE - Silicon sw	STRAND - Silicon BK	300lg		
14	2675600	LITZE - Silicon bl	STRAND - Silicon BU	300lg		
18	2483600	TOPF beheizt	POT	230V 1000W		
20	2521200	RÜCKTEIL	BACK PART	233,0x 70,0x 42,0		
21	3042600	AUSSENMANTEL HB 4 basic	OUTSIDE JACKET HB 4 B			
22	1359800	BUCHSE	BUSHING	D 8,0xd 6,0xL 11,0		
23	2522000	ISOLIERMATTE	INSULATING JACKET	D 236,0x 3,0		
24	2566200	BLECH	METAL SHEET	D=235,0xs 1,0		
25	2901200	GERÄTESTECKER 120°C	PLUG	250V 15A		
26	2522500	ABDECKPLATTE (Rückteil)	COVER PANEL	38,0x 36,0x 1,0		
27	3059700	ABDECKPLATTE	COVERING PLATE	Bedienteil		
29	1690700	WIPPENSCHALTER	ROCKER-TYPE SWITCH	250V 12(4) 2pol Aus		
30	2783500	BODEN HBR 4	BOTTOM	D 238,5xh 9,0		
31	2472200	BEDIENKNOPF	CONTROL KNOB	D 35 d 6 PDX-M96070		
33	3040300	TEMPERATUR-REGLER	ATTEMPERATOR			
35	2564700	FRONTSCHILD	FRONT PANEL	HB 4 basic		
36	2860400	TEMPERATUR-BEGRENZER	TEMPERATURE LIMITER			
37	2522800	HALTEBLECH	HOLDING SHEET	40,0x 15,0x 2,0		
38	2524800	OBERTEIL	UPPER PART			
39	2524900	LEUCHTE	LAMP			
45	3036400	ADAPTER	ADAPTOR			
46	3041500	ABSTANDSROLLE	DISTANCE ROLLER	D 7,0xd 4,5xL 8,5		
2001	2912900	BEDIENTEILL (Ersatz)	CONTROL PANEL	HB 4 basic		



Litzenkennzeichnung nach IEC 60757 /
strandet conductors color coding to IEC 60757

IKA® Servicezeichnung/service drawing	
HB 4 basic	
25 200 00SZ	
14.03.07	